

PREP IPAD T4L TECHNOLOGY FOR LEARNING



INFORMATION SESSION



[illegible]

- [illegible]



HELPING OUR CHILDREN TO PREPARE FOR ...

**Many of the jobs
students will have
don't even exist yet**

An Ever Changing World

WHY AN IPAD PROGRAM?

- ❑ Enhance students' digital literacy skills
- ❑ Individual ICT tool for learning and development of 21st century skills (communication, collaboration, creativity, critical thinking)
- ❑ Fully participate in the new Digital Technologies curriculum
- ❑ Range of communication options between teacher and student – email, Airdrop, Seesaw, OneNote
- ❑ Personalisation of student learning through access to rich learning resources



WHY AN IPAD PROGRAM?

- ❑ Instant access to many different forms of media – digital texts, images, video, sound
- ❑ Continuous access to educational materials, allowing learning to happen anytime, anywhere
- ❑ Interactive and engaging learning environment
- ❑ Saves time and resources
- ❑ Strengthens link between home and school – parents see content
- ❑ Development of responsibility and organisational skills



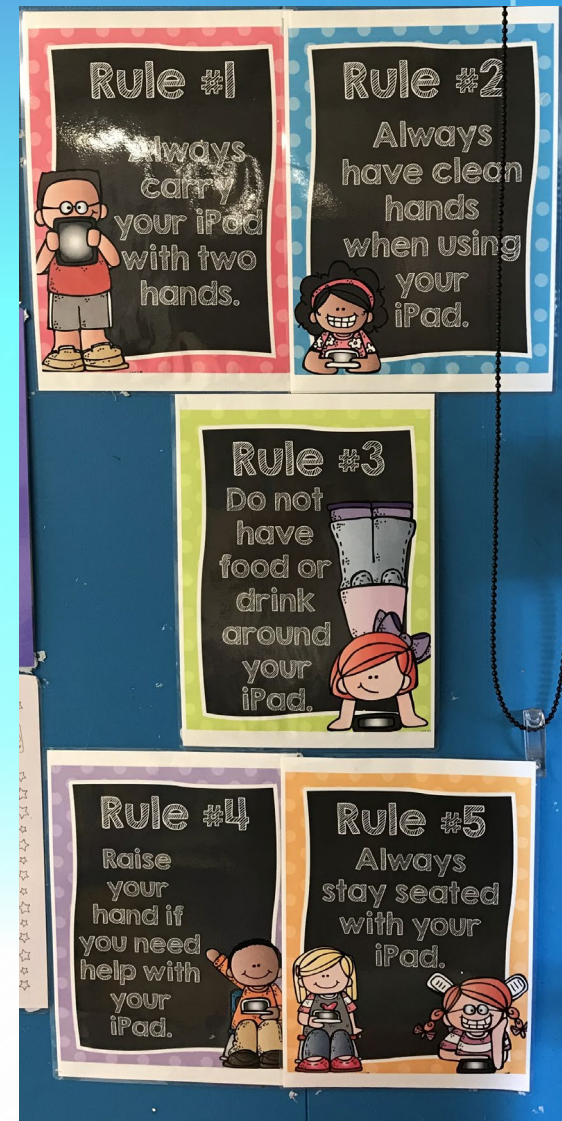
IS AN IPAD COMPULSORY?

- ☐ **No, this program is not compulsory.**
- ☐ **Students who do not bring their own iPad will still receive the same curriculum that others do.**
- ☐ **Shared access to a school iPad, BUT these iPads will not be allowed to be taken home**



IPADS IN THE CLASSROOM

- ❑ There is no set time for iPad use. The iPads will be used as needed to enhance learning.
- ❑ This may be as little as 10-15 mins up to 120 mins spread across the day. It will be different every day.
- ❑ Students are encouraged to take a rest from the device every 20mins in accordance with occupational health and safety recommendations.



IPADS IN THE CLASSROOM

- ☐ iPads are kept in a locked cupboard when not in use.
- ☐ iPads are not to be used before or after school, or during break time.
- ☐ Every effort will be made by teachers to ensure that children are using the iPads as a tool for learning and not for games or 'free time' rewards.



OUR MODEL FOR LEARNING...

The SAMR Model

enhancing technology integration

Ruben R Puentedura, Ph.D.

Transformation

Redefinition

technology allows for the creation of new tasks, previously inconceivable

create a narrated Google Earth guided tour and share this online

Modification

technology allows for significant task redesign

use Google Earth layers such as panoramio and 360 cities to research locations

Augmentation

technology acts as direct tool substitute, with functional improvement

use Google Earth rulers to measure the distance between two places

Substitution

technology acts as a direct tool substitute, with no functional change

use Google Earth instead of an Atlas to locate a place


Enhancement

examples added by the Digital Learning Team

WHAT DO WE DO ON OUR IPADS?

- ☐ Create a video or presentation to show understanding.
- ☐ Watch a short video about a topic (maths, science, English etc) before completing relevant work.
- ☐ Activities on a subscribed website focusing on a particular topic of work being covered in class.
- ☐ Annotate a drawing, photo or piece of text and email/Airdrop their work to the teacher.

WHAT DO WE DO ON OUR IPADS?



APPS LIST FOR PREP



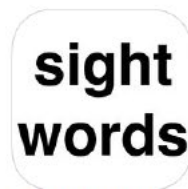
Targeting Maths K
\$9.99



Linking Cubes
\$2.99



Book Creator
\$8.99



SightWords Pro
\$1.49



Counting Board
\$1.49



Scratch Jr



Sphero Edu



Teach your monster
to read



Sunshine Online



10 Frame Fill



Literacy Planet



My Blackboard +



Drawing Desk



Pic Collage



Overdrive



Geoboards



Bee-Bot



CLASS



All iPads are able to download Pages, Numbers, Keynote, iMovie and Garage Band, iBooks and iTunes U for free.

RESOURCE SCHEME

For Prep in 2020:



STUDENT EMAIL

☐ The education department provides all QLD students (Prep-year 12) with access to an email account. This is different to your Apple ID and Apple account used when setting up family sharing.

☐ Individual teachers will make their own decisions regarding the use of email in the classroom.

***If you need to contact your child during the school day to pass on a message, this must go through the office, not through email, personal messaging or calling over iPads or other devices such as smart watches.

INTERNET FILTERS

☐ At school:

- ☐ Education Queensland filters – maintain a safe learning environment.
- ☐ These filters do not work on your home network

☐ At home:

- ☐ Parents' responsibility to put these filters in place
- ☐ Monitor iPad use – what, where and when

INTERNET CONNECTIVITY

- ☐ Connecting to the Internet will only be allowed via the school's Wi-Fi network, with a school issued login and password.
- ☐ Ensures students are working within EQ's filtering system.
- ☐ 3G/4G enabled devices **will only be allowed if the sim card has been removed.**
- ☐ Any student accessing the internet through their own network/sim card will be considered to have broken the student agreement and may lose access to their iPad.

PRIVACY

☐ Private documents

- ☐ Your private documents, accounts and passwords should not be linked or stored on your child's school iPad
- ☐ This information could be access, shared or altered by your child.

☐ Auditing

- ☐ The iPads are used as a school resource and could be audited by school reviewers for compliance.
- ☐ All online activity completed on the school can be tracked back to the account holder, so if inappropriate material is found on an iPad it can be traced back to the student responsible.

CYBERSAFETY BEGINS AT HOME

☐ **Cybersafety refers to online behaviour that is safe, appropriate and responsible –**

- ☐ appropriately communicating with others online,
- ☐ what information is safe to give online, and
- ☐ what to do if they feel uncomfortable in an online situation.

☐ Cyber Safety in QLD state schools

☐ **Have a discussion with your family about...**

- ☐ how they are using digital technologies in safe ways,
- ☐ ways they can protect themselves online, and
- ☐ make sure you are actively monitoring what your child/children are doing online.

MANAGING IPAD USE AT HOME

- ☐ **Set up rules around iPad use, and be consistent**
- ☐ **Lock down apps between certain times
(Settings –Screen time – Downtime)**
- ☐ **Monitor which apps or websites they use**
- ☐ **Do not charge or use iPads in their bedroom**

RECOMMENDED IPADS

The only acceptable device is an Apple iPad.

Please note that no Android devices will be accepted.

- ☐ iPad 6th Generation (Model no. A1893)
- ☐ iPad 10.2 inch - 2019 (Model no. A2197)
- ☐ iPad Air - 2019 (Model no. A2152)
- ☐ iPad Air 3 - 2019 (Model no. A2154)
- ☐ iPad 9.7 inch – 2018 (Model no. A1893)

OTHER ACCEPTABLE MODELS

- ❑ iPad 5th Generation (Model no. A1822)
- ❑ iPad Pro 9.7 inch (Model no. A1673)
- ❑ iPad Air 2 (Model no. A1566)
- ❑ iPad Pro 11 inch – 2020 (Model no. A2229)
- ❑ iPad Pro 11 inch - 2018 (Model no. A1980)
- ❑ iPad Pro 12.9 inch – 2020 (Model no. A2069)
- ❑ iPad Pro 12.9 inch 3rd Generation (Model no. A1876)
- ❑ iPad Pro 10.5 inch (Model no. A1701)
- ❑ iPad Pro 12.9 inch 2nd Generation (Model no. A1670)
- ❑ iPad Pro 12.9 inch - 2018 (Model no. A1584)

IMPORTANT CONSIDERATIONS:

- ☐ iPad must be able to be upgraded to the current operating system: iOS 13.5.1
- ☐ Anything below 12.4.6 will start to have difficulty with
 - ☐ Apps working properly or cannot be downloaded
 - ☐ Older iPads cannot use Airdrop
 - ☐ Difficulty with connecting to the school network
- ☐ A fully functioning touch sensitive display is required for the iPad to be used correctly for school
 - ☐ A badly cracked screen or one that is losing touch sensitivity will not work properly, and should be repaired
- ☐ Battery Life - 5 hours on a single charge

IMPORTANT CONSIDERATIONS:

- ☐ **Appropriate case - preferably with a stand allowing students type or write in their books when looking at their iPad screen.**
- ☐ **Hard cover over screen, or padded bag/case for transporting to and from school**
- ☐ **The case must be suitable to plug in headphones without having to remove it.**
- ☐ **Avoid cases that have dust flaps for the camera lens etc.**

CASES:

- ☐ **Appropriate case - preferably with a stand allowing students type or write in their books when looking at their iPad screen.**
- ☐ **Hard cover over screen, or padded bag/case for transporting to and from school**
- ☐ **The case must be suitable to plug in headphones without having to remove it.**
- ☐ **Avoid cases that have dust flaps for the camera lens etc.**

CASES:



YES



NO



EXPECTED COSTS:

- ☐ **Cost of iPad and any required apps.**
- ☐ **Most of the required apps will be free.**
- ☐ **Expected to be approx. \$30 for apps (plus resource scheme each year for subscriptions - Literacy Planet, Mathletics, Sunshine Online and Typing Tournament).**
- ☐ **Paid app prices are subject to change and are determined by the Apple store, not the school.**
- ☐ **Only need to pay for apps once – set up family sharing to use the apps on each child's device.**
- ☐ **Other costs include the case, protective cover, screen protector, insurance.**

INSURANCE & WARRANTY

- ☐ **Strongly recommended**
- ☐ **All reasonable care will be taken at school**
- ☐ **Family responsible - repairs or replacement of damaged or lost devices.**

ITUNES ACCOUNT

- ☐ iTunes accounts will be required to set up the device and download apps.
- ☐ iTunes terms and conditions state that children under 13 should not have their own accounts.
- ☐ Family sharing is a good way to do this. Instructions on how to do this are on our school [website](#).
- ☐ Parents should set up the account and keep the password hidden from students to reduce the chance for unauthorised purchases.

PURCHASING A NEW IPAD

☐ JB Hi-Fi BYO Portal

- ☐ Purchase discounted Apple products through a JB Hi-Fi parent portal created for Robertson SS parents
- ☐ This option is only available online
- ☐ Discounted pricing on iPads with competitive pricing on extended warranties, accidental damage insurance and flexible payment options
- ☐ Website: www.jbeducation.com.au/byod
- ☐ School Name: ROBERTSON STATE SCHOOL
- ☐ Parent Login Code: ROBERTSON2020

PURCHASING A NEW IPAD

☐ Apple Family Funded Program

- ☐ Purchase discounted Apple products directly through Apple.
- ☐ This option is available in any Apple Store – tell them you are from Robertson SS.
- ☐ Education pricing: Receive 4% discount on iPads, 15% discount on AppleCare and 10% discount on accessories.
- ☐ Finance options available.
- ☐ Apple Store team can support parents with setting up the iPad.

BEFORE YOUR CHILD BRINGS AN IPAD TO SCHOOL...

- ☐ Delete old photos and unused apps – take up too much space
- ☐ No social media accounts – age restrictions (13+)
- ☐ Delete your email, apps and unlink accounts – don't need access to your personal details
- ☐ Set up a passcode for them that they will remember
- ☐ Name their iPad (in Settings-General-About-Name) – use their first name and initial

ISSUES WITH DEVICE SET-UP

☐ **Genius Bar – Friday mornings (8:30-8:45am)**

☐ provide ICT support to parents and students to set up or problem solve issues with iPads

☐ **Apple Store will help set up the iPad if you buy it through them**

☐ **Email: iPad@robertsonss.eq.edu.au**

WHAT NEXT?

- ☐ **Read the ICT General Information and discuss this with your child**
- ☐ **Purchase an appropriate device & protective carry case**
- ☐ **Set up the device according to specifications provided**



**Please email your
child's class teacher
with any questions**